

译林（三起）四年级下册英语单元整体创意作业设计 (Unit 4 Drawing in the park.)


Class: _____

Name: _____



自我评价:





教师评价:



一. Read, guess and write (恭喜你完成 Unit 3 的学习, 接下来我们练一练, 请根据要求完成以下的任务。)

Task 1: 字谜大挑战, 请根据给出的单词图片提示, 圈出方框中对应的单词与连线并规范抄写单词。

r l e d h y s d e
l r u t l f t l l
a a v l a e e f a
a r a e h i l l k
t a r h w e i o e
f v f b o a t w h
d k h r r i v e r
t r e e a s y r i
d i f f i c u l t



boat

river

lake

flower


tree

difficult




easy

hill

困难



容易



Task 2: Fill in the blanks. 根据课本 Story time 内容补全完整。

1. Mike: Let's _____ some pictures here. Tim: _____ idea!

2. Mike: What can you see over there? Tim: I can see a _____ and some _____.

Mike: Can you draw _____? Tim: Sure. It's _____.

3. Tim: This is the _____ and _____ are the _____. Mike: Well done.

4. Mike: Can you see the _____ on the river? Tim: Yes.

Mike: Can you _____ it? Tim: It's _____, but I can _____. Mike: Is this a boat?



1. I can see many nice f_____ and trees in the p_____.

2. —Can you d_____ them? —Sure, it's e_____.

3. —I can't swim.—Don't be sad. Look, there's a b_____ on the l_____.

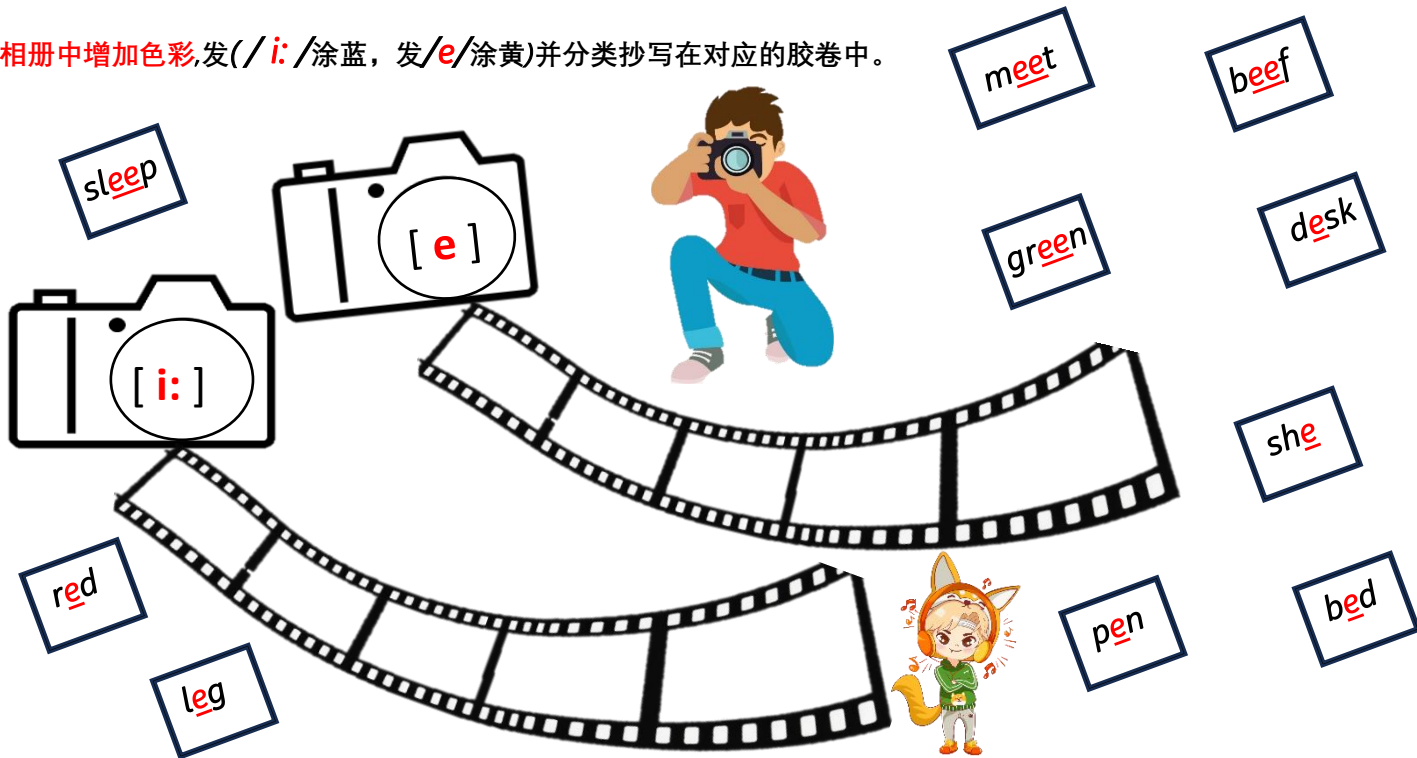
4. I can't do it. It's d_____.

5. There is a h_____ in the park.

Task 3: 句意及首字母提示, 写出正确的单词。

Task3: Louis 今天外出拍摄,不小心把照片弄混了,请你帮助他找出含有 **e/e** 发*/i:/* 和 **e** 发*/e/*的音单词,并在


相册中增加色彩,发*/i:/*涂蓝,发*/e/*涂黄)并分类抄写在对应的胶卷中。



Task4: Look and write 看图补全对话并仿写对话写一写和画一画。

1.A: What can you see ?

B: _____



2.A: Can you draw a park ?

B: _____



困难

3.A: _____ ?

B: _____



2.A: _____ ?

B: _____



Task5: Make a new dialogue with your partners. 请跟你的小伙伴们创编新的情景对话。

A: Look at my picture.

B: _____ !

A: What can you see?

B: I can see _____.

A: What color do you like?

B: I like _____.

A: Can you draw _____?

B: Yes, it's _____.

Draw your dream park. (画出你梦想中的公园)